

Integrating and Aligning Positive Behavior Supports and MTSS for Behavior

Eudora Elementary School's Story

A series of horizontal stripes in various colors (yellow, green, blue, dark blue, orange, red, white, green) at the bottom of the slide.

The History

- District growth
- Merging of Schools
- Need for consistency within the school and district
- Common language within the community

The Process

- District-wide Participation
 - Leadership Team
 - District Coaching Collaboration
- District buy-in and collaboration
- Selecting dynamic coaches
- Team Development
- Educating Staff
- Educating Students

Implementation

- year 1 - laying the foundation
research, discussions, beginnings
- year 2 - implementation
buy-in, procedures, data
- year 3 - Kick off-moving from PBS to
MTSS for behavior, SWIS
- year 4 - tier two, more MTSS alignment
second step curriculum, check-in/check
out strategy, universal screener

Data and Surveys

Evaluation Tools

- SWIS
- TIC (Team Implementation Checklist)
- Self-Assessment
- School-wide Evaluation Tool (SET)
- Safety Survey

Blending

PBIS

MTSS-Behavior

Both are tiered behavior support systems
Both improve whole child's success
Data-based decision-making

Emphasis on PBIS evaluation tools
Visuals and reinforcers emphasized
Focuses on behavior
Universal screener not emphasized
Coaches essential to framework
Encouraged to take time, not "push" staff

Encourages use of PBIS Tools
Visuals and reinforcers less of focus
Blends academics and behavior
Universal screener essential
Coaching tasks divided amongst team
Encouraged to work through the steps

Student Success

consistencyconsistencyconsistencyconsistency

- Expectations
 - Visuals
- Reinforcements
 - Data

consistencyconsistencyconsistencyconsistency

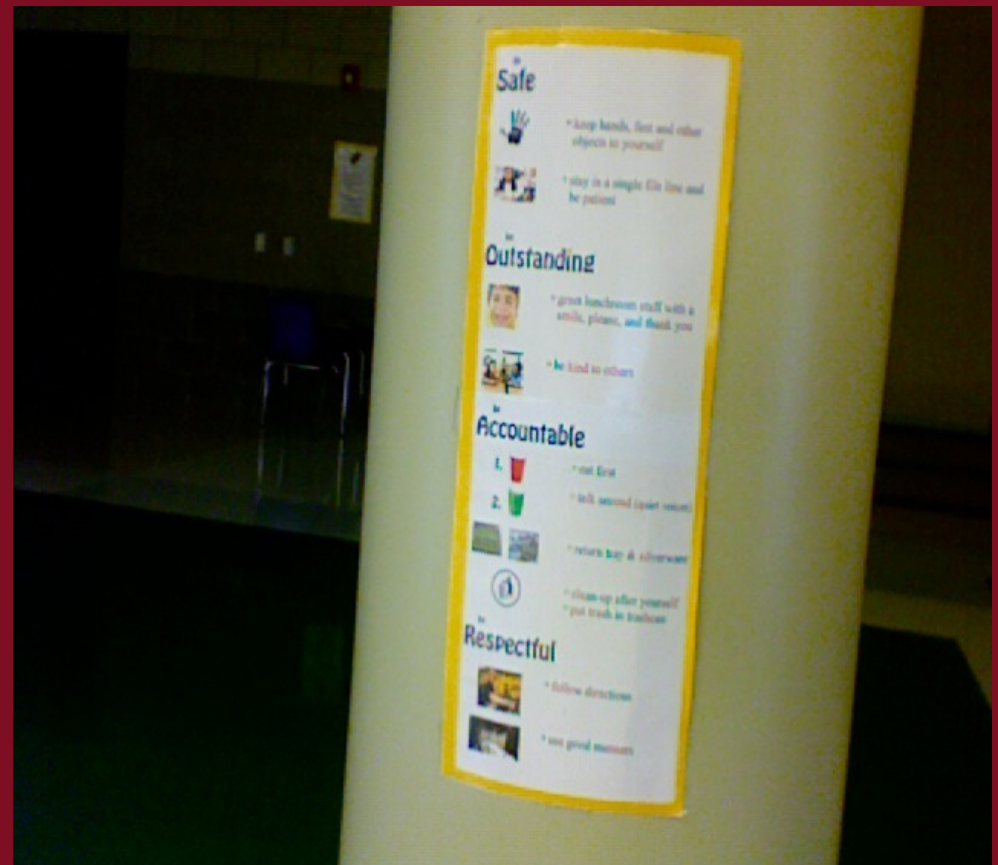
Expectations




S.O.A.R with Class! EES PBS Matrix

School Expectations	Classroom	Library, Gym & Auditorium	Restrooms	Commons/ Lunchroom	Hallways	Activities/ Transportation	Playground
Be... Safe	<ul style="list-style-type: none"> Keep hands, feet and other objects to yourself Follow classroom expectations Use tools, equipment and instruments properly 	<ul style="list-style-type: none"> Keep hands, feet and other objects to yourself Stay seated enter and exit safely stay in line order until you reach your final destination 	<ul style="list-style-type: none"> Keep hands, feet and other objects to yourself Wash or dry hands be sanitary practice good hygiene 	<ul style="list-style-type: none"> Keep hands, feet and other objects to yourself Stay in a single file line Be aware of your space Clean up after yourself 	<ul style="list-style-type: none"> Keep hands, feet and other objects to yourself Slent Stay to the right 	<ul style="list-style-type: none"> Keep hands, feet and other objects to yourself Stay seated on the bus Face forward/feet on the floor 	<ul style="list-style-type: none"> Keep hands, feet and other objects to yourself Take turns Pay attention to boundaries and boundaries
Be... Outstanding	<ul style="list-style-type: none"> Do your personal best Be helpful 	<ul style="list-style-type: none"> Greet each other with a smile and friendly attitude 	<ul style="list-style-type: none"> Be quick and slent Be a good citizen: clean up after yourself and others 	<ul style="list-style-type: none"> Greet lunchroom staff with a smile, a please, and a thank you. Be a good neighbor to everyone who sits around you 	<ul style="list-style-type: none"> Smile at others as you pass by When your feet hit the tile, hold your hands and smile 	<ul style="list-style-type: none"> Represent your school in a positive way. Be a good sport 	<ul style="list-style-type: none"> Practice good sportsmanship Share with other students Include others
Be... Accountable	<ul style="list-style-type: none"> Complete homework on time Be responsible with all materials (Technology, books, tools, equipment, etc.) 	<ul style="list-style-type: none"> Take ownership your mistakes Keep areas clean Bring appropriate materials only Honor school rules in all settings 	<ul style="list-style-type: none"> Keep the bathroom clean Return to class promptly 	<ul style="list-style-type: none"> Eat first, talk second Return your tray and silverware Clean up your trash 	<ul style="list-style-type: none"> Keep hallway clean 	<ul style="list-style-type: none"> Keep it fair Be involved 	<ul style="list-style-type: none"> Line up quickly Put away all equipment in the proper place and in a timely manner.
Be... Respectful	<ul style="list-style-type: none"> Follow directions Treat others as you would like to be treated 	<ul style="list-style-type: none"> Use patience and good manners Remain quiet and attentive throughout presentations Hold doors open for peers. Use kind hands and care with personal and/or other's property 	<ul style="list-style-type: none"> Wait your turn Use good manners 	<ul style="list-style-type: none"> Use good manners Use patience while waiting in line Follow directions given to you by the lunchroom supervisors Leave areas better than you found them 	<ul style="list-style-type: none"> Be patient while in line Be respectful of classrooms with open doors. 	<ul style="list-style-type: none"> Thank your bus driver Be kind 	<ul style="list-style-type: none"> Take care of all equipment Stop, listen, and follow directions when the whistle blows Respect other's personal space Voices off when coming into the building

Visual reminders everywhere



Positive and Encouraging



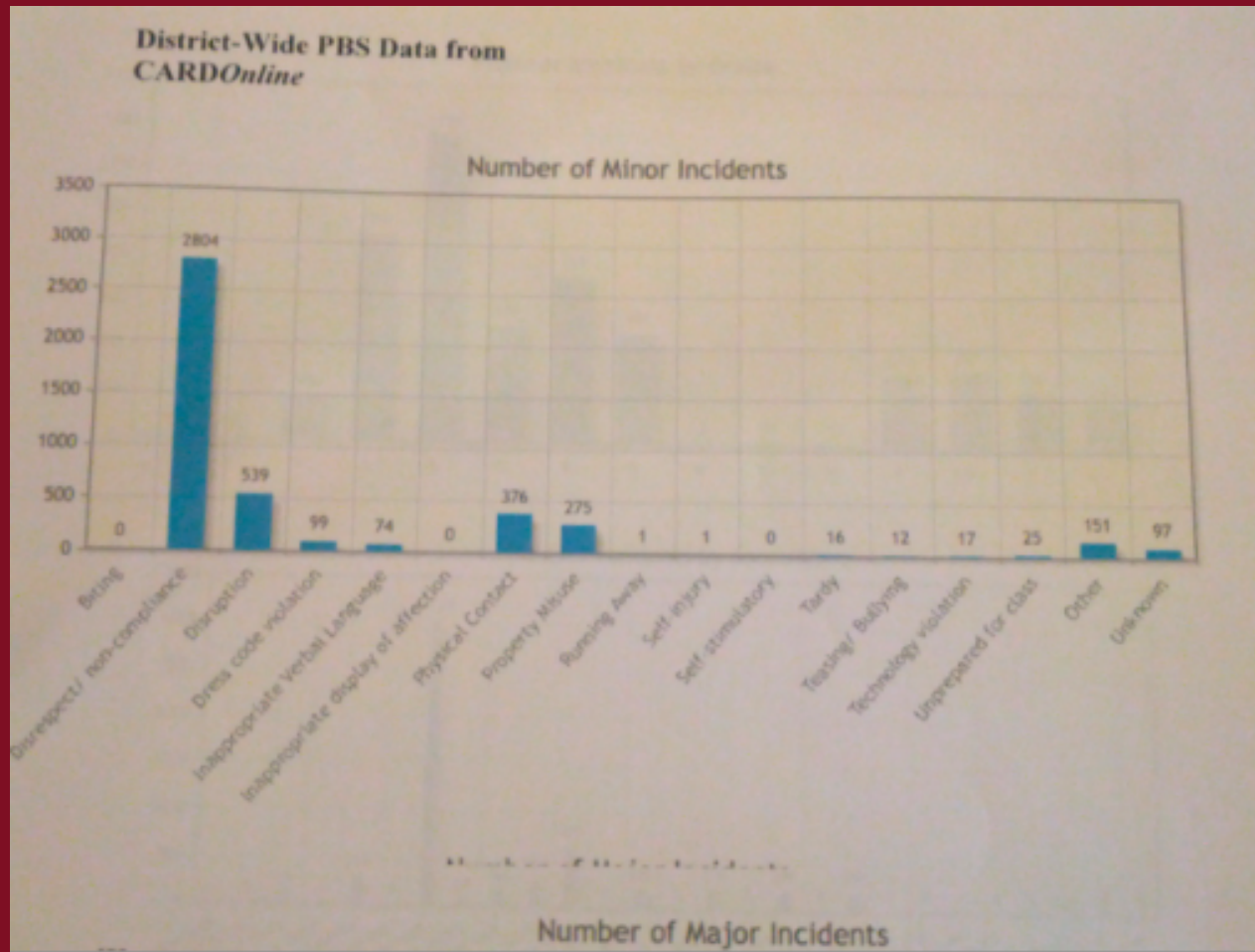
Reinforcements



SOAR GUY and GAL



Data



Questions? Let's share!



Email:

Susanschiffelbein@eudoraschools.org

Janirby@eudoraschools.org

Brendawiley@eudoraschools.org

Kacieolson@eudoraschools.org